

# SIGMA WALL WASHER 2 45 W



\*Existe in rotatable

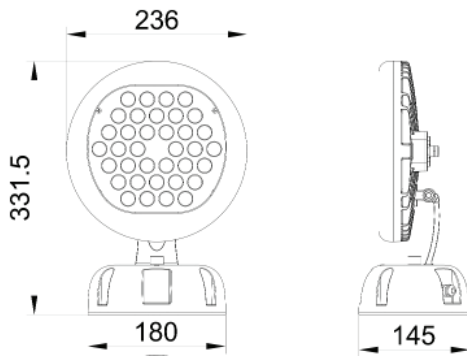
## PRODUCT DESCRIPTION

Sigma Wall Washer 2 is placed along walls to obtain a texturing effect. It can be used outside to showcase façades and buildings. Its light flow can be adjusted precisely.

Reduction of maintenance tasks can be of a particular importance.

- Ideal for personalized accentuated lighting of buildings
- Resistant to shocks and vibrations
- No blinding or ultraviolet
- PWM technology for optimal rendering with no heat emission
- Adjustable viewing angle to light up a specific zone

## DIMENSIONAL DRAWING



## APPLICATIONS

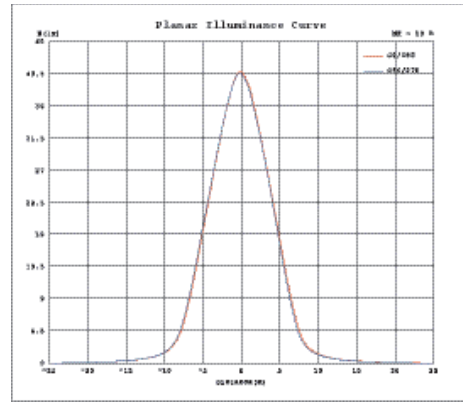
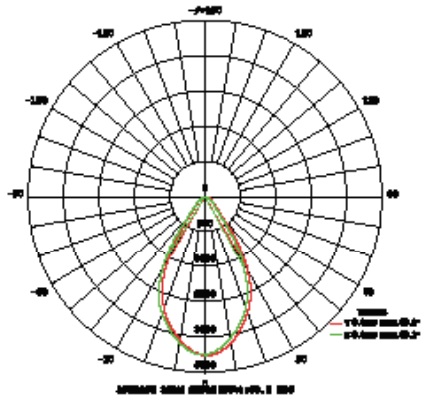
- > FAÇADE LIGHTING
- > PUBLIC LIGHTING
- > ADVERTISING
- > OUTDOOR LIGHTING
- > GYMNASIUMS
- > WAREHOUSES

## FEATURES

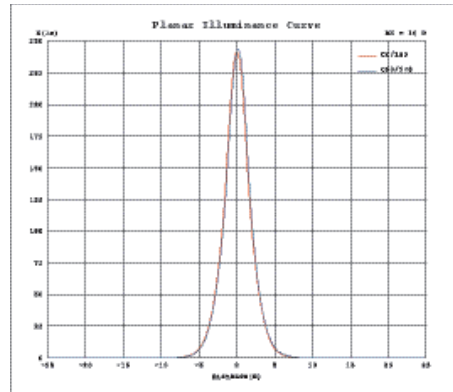
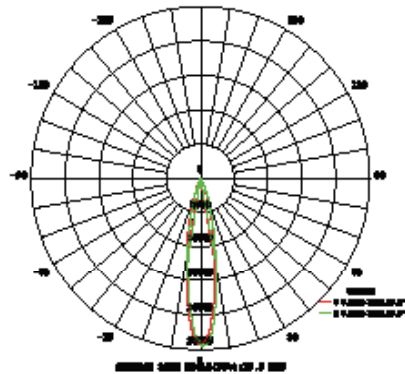
Reference	Designation	Power (Watt)	Color temperature (Kelvin)	Ingress Protection	Rotable	Voltage	CRI	Viewing angle	Lumens
WALL 045 452 03	Sigma Round Wall Washer 45 W	45 W	5 000K	IP 65	-	100-240 V	65	60°	2 700
WALL 045 459 04	Sigma Round Wall Washer 45 W	45 W	RGB	IP 65	-	100-240 V	65	60°	2 700
WALL 045 458 03	Sigma Round Wall Washer 45 W	45 W	5 000K	IP 65	Ok	100-240 V	65	30°	2 700
WALL 045 459 03	Sigma Round Wall Washer 45 W	45 W	RGB	IP 65	Ok	100-240 V	65	30°	2 700

# SIGMA ROUND WALL WASHER 2 45W

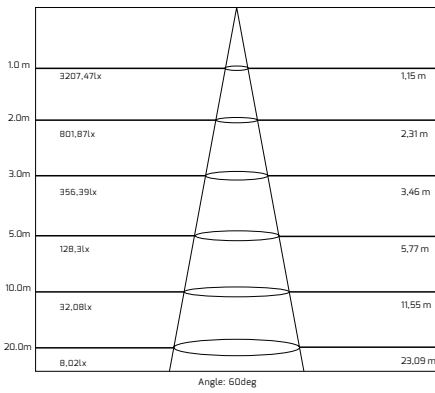
## PHOTOMETRIC INFORMATIONS 45W 5 000K



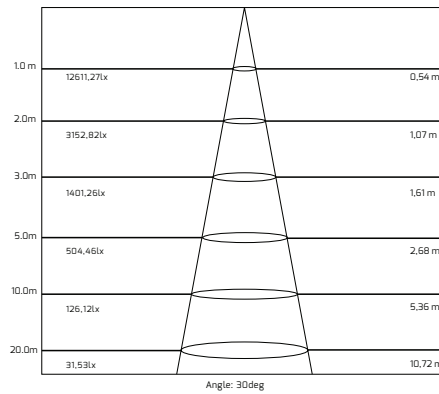
## PHOTOMETRIC INFORMATIONS 45W RGB



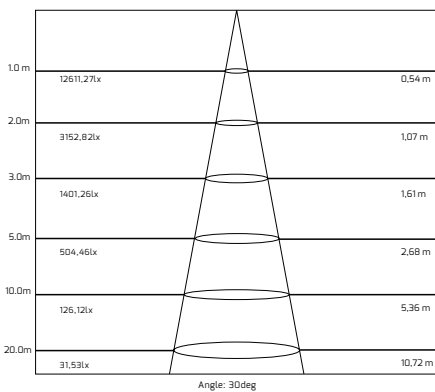
## CONE OF LIGHT 45W 5 000K



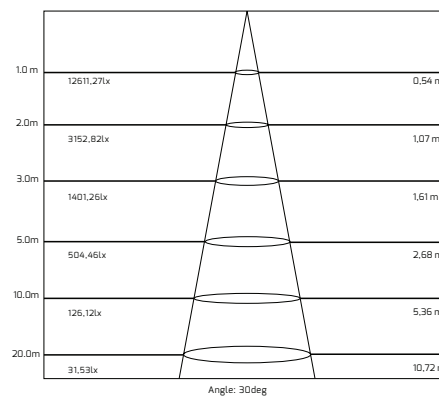
## CONE OF LIGHT 45W RGB



## CONE OF LIGHT 45W 5 000K



## CONE OF LIGHT 45W RGB



## ENVIRONMENT



## PRODUCT

