

SIGMA GAS STATION LIGHT

80 W, 120W



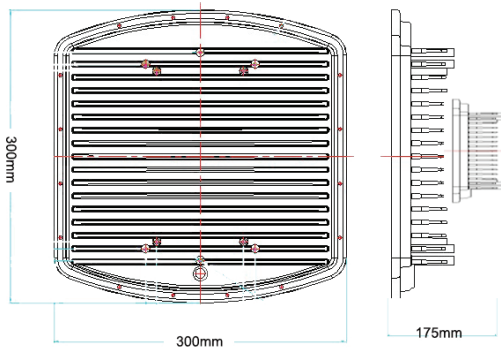
PRODUCT DESCRIPTION

Sigma Gas station light is hermetique to the outside environment, is adapted to places at risk with gas emissions like gas station. It consumes up to 80% less energy than a traditional fixture, saving both money and environment.

Reduction of maintenance tasks can be of a particular importance.

- ⤷ Adapted to places at risk (gas station...)
- ⤷ Resistant to shocks and vibrations
- ⤷ Uses up to 80% less energy
- ⤷ Ideal replacement for up to 320W Matel Halide
- ⤷ Adjustable viewing angle to light up a specific zone

DIMENSIONAL DRAWING



APPLICATIONS

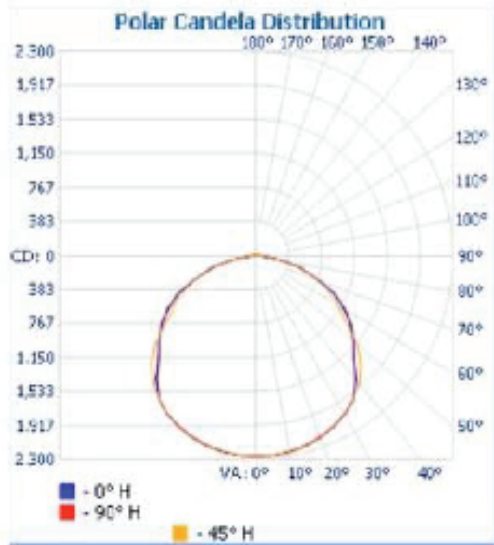
- > GAS STATION
- > FACADE LIGHTING
- > ADVERTISING
- > OUTDOOR LIGHTING
- > GYMNASIUMS
- > WAREHOUSES

FEATURES

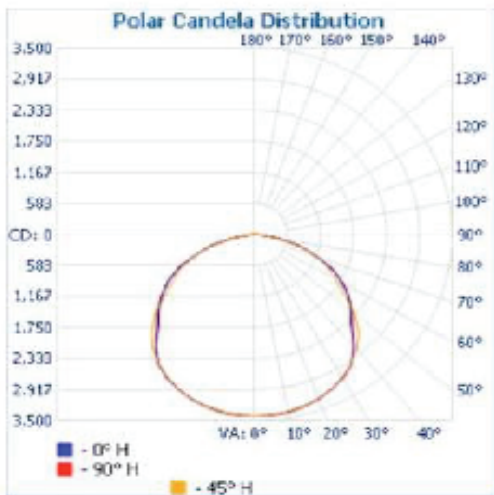
Reference	Designation	Power (Watt)	Color temperature (Kelvin)	Ingress Protection	Voltage	CRI	Viewing angle	Dimensions mm	Lumens
GAS 080 226 03	Sigma Gas Station light 80W	80 W	6 000K	IP 68	90-305VAC	72	120°	300*300*175mm	6 800
GAS 120 227 03	Sigma Gas Station light 120W	120 W	6 000K	IP 68	90-305VAC	72	120°	400*400*185mm	10 800

SIGMA GAS STATION LIGHT 80W, 120W

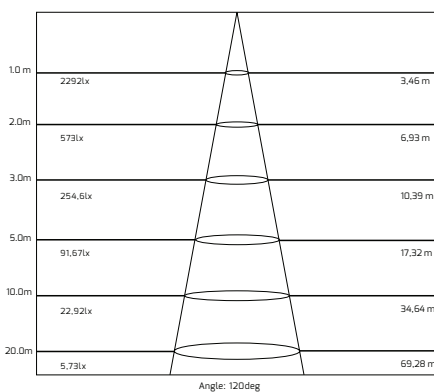
PHOTOMETRIC INFORMATIONS 80W



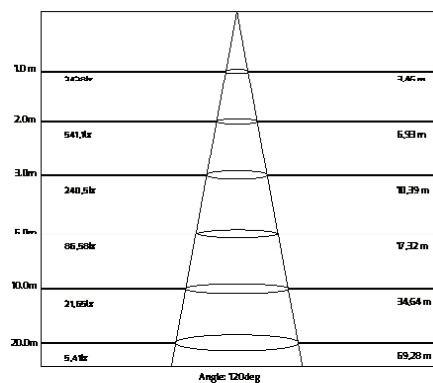
PHOTOMETRIC INFORMATIONS 120W



CONE OF LIGHTS 80W 6 000K



CONE OF LIGHTS 120W 6 000K



ENVIRONMENT



PRODUCT

LIFESPAN
35000 H

